

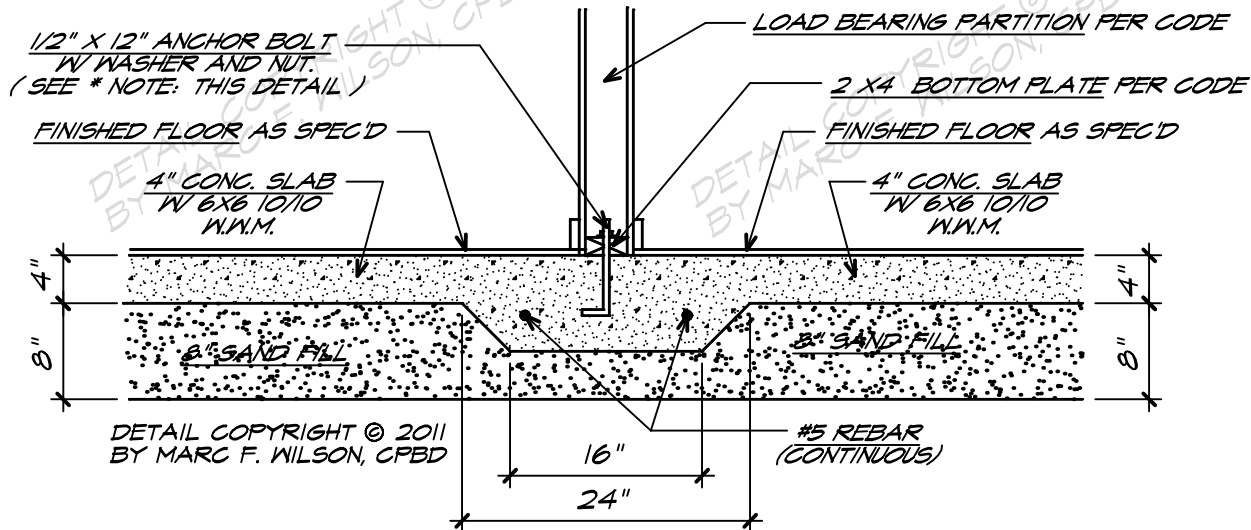
SECTION AT EXTERIOR WALL WITH SIDING VENEER

SCALE : 3/4" = 1'-0"

SECTION , VENEER

SEC. "G"

NOTE 1/2" ANCHOR BOLTS ARE MIN. TWO PER EACH BOTTOM PLATE. FURTHER 1'-0" MAX. AND 4" MIN. FROM EACH END AND 6'-0" O.C. INFILL ANCHORS. (AFTER FOUR INFILL ANCHORS MAY BE 1/2" ROUND X 6" CONC. SCREWS EQ. TO SIMPSON STRONG-TIE TITEN-HD.)

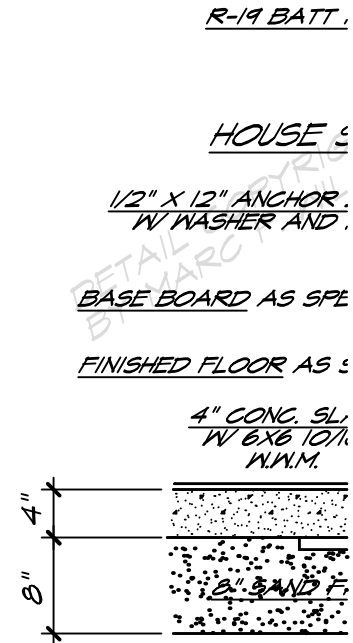


SECTION AT THICKENED SLAB BEAM

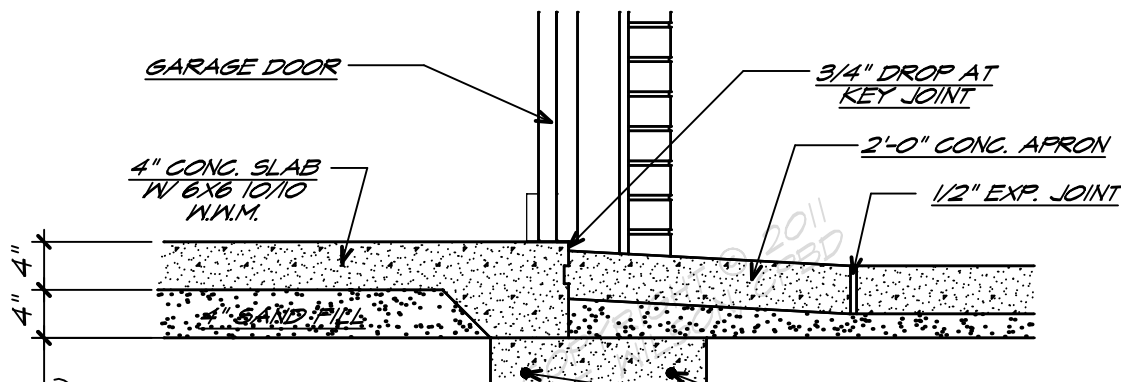
SCALE : 3/4" = 1'-0"

SEC. "H"

1/2" c



SEC. "I"



1" X 24" PERIMETE.
INSULATION

#4 REBAR —
CONTINUES

#4 REBAR DOWEL TO FC
AT 6'-0" O.C. SPACING

DETAIL COPY
BY MARC F. WILSON, CPBD

SEC. J